









LABORATORY CANNABINOID PROFILE CERTIFICATE OF ANALYSIS	Extraction Date:09-Jul-18 Analysis Date/Time:09-Jul-18, 20:09:01
---	---

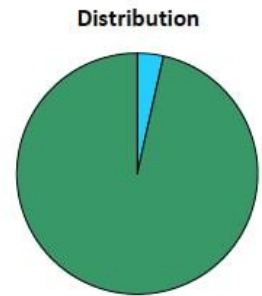
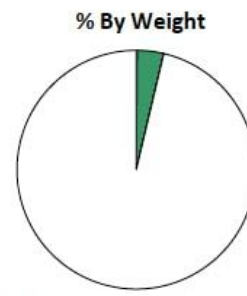
CUSTOMER INFORMATION		SAMPLE DETAILS	
Company:	Steve's Goods	Sample Name	WAT CBG Oil
Contact Person:	Steve Schultheis	Sample Number	9874
Contact Email:	steve@stevesgoods.com	Sample Information	TINC WAT CBG Oil
Contact phone:	807-232-1112		

Substance Potency Analysis

CANNABINOID	Mg. PER GRAM	TOTAL Mg. IN A	30	GRAM PACKAGE (as reported by client)
CBD MAXIMUM *	35.87	1076.00		
THC MAXIMUM *	ND ¹	ND ¹		
CBDA	ND ¹	ND ¹		
CBG	1.30	39.04		
CBD	35.87	1076.00		
CBN	ND ¹	ND ¹		
THC	ND ¹	ND ¹		
CBC	ND ¹	ND ¹		
THCA	ND ¹	ND ¹		

Substance Distribution Analysis

COLOR CODE	CANNABINOID	% BY WEIGHT	Distribution
	CBDA	ND ¹	ND ¹
	CBG	0.13	3.50%
	CBD	3.59	96.50%
	CBN	ND ¹	ND ¹
	THC	ND ¹	ND ¹
	CBC	ND ¹	ND ¹
	THCA	ND ¹	ND ¹



White in % by weight is inert material

* All cannabinoids in their acid forms (ending in "A") are convertible to their non-acid forms via a decarboxylation process (heating). The THC and CBD maximum values reported above are the maximum theoretical amounts of THC and CBD the tested product would have if it were fully decarboxylated.

Emily Boyd
Emily Boyd
Laboratory Director

Maximum % THC values exceeding three-tenths of one percent (0.3%) on a dry weight basis do not qualify as industrial hemp
A Max % THC of '< LOQ' or 'ND' satisfies the hemp classification requirement according to Section 7606 of the 2014 Farm Bill Act.

Maximum % THC Value for this sample is: **ND¹**

¹ Cannabinoid not detected (ND).

² Cannabinoid detected below Limit of Quantitation (LOQ).